

Features

- Universal Input 85~264VAC / 120~370 VDC 50/60Hz
- DC Output Adjustable
- Output Voltages: 5-24V DC
- Meets the latest Safety Standards and Approvals
- UL508, BS/EN62368-1
- High Efficiency
- Protection: OLP, OVP, SCP



Ideal Power's 56YSD60L-xy 60W DIN Rail Mount AC/DC Power Supply Converter Series are certified to UKCA, CE, cULus, RoHS & UL508/EN62368-1/BS62368-2 Standards and comply with (EU) 2019/1782, Level VI Efficiency Regulations. These are primarily used in ITE, Audio & Video Industries and customised solutions are available upon request.

Models

Model Number	Output Voltage (V DC)	Output Current (A)	Output Power (W)	Efficiency (%)	Ripple & Noise (mVp-p)
56YSD60L-05006000	5	6	30	78	80
56YSD60L-05010000	5	10	50	78	80
56YSD60L-12003330	12	3.33	40	86	120
56YSD60L-12005000	12	5	60	86	120
56YSD60L-24001700	24	1.7	40	88	150
56YSD60L-24002500	24	2.5	60	88	150
56YSD60L-48001250	48	1.25	60	78	200

Input Specifications

Input Electrical Phase	Single
Line Frequency	50~60Hz
Inrush Current	30A/115VAC / 60A/230VAC
AC Current	1.8A/115VAC / 1A/230VAC
Leakage Current	<0.25mA/240VAC

Output Specifications

Output Voltage Tolerance	± 2.0%
Line Regulation	± 2.0%
Load Regulation	± 5.0%
Setup, Rise, Hold Up time	500ms, 30ms/230VAC at full load 1000ms, 30ms/115VAC at full load

General Specification

Type	DIN Rail Power Supply
Number of Outputs	1
Mounting Style	Din Rail Mount
Connection Type	Screw Terminal Type
Overload Protection	>105%-150% rated output power (Hiccup mode, recovers automatically after fault condition is re-moved)
Over Current Protection	110% - 180%
Over Voltage Protection	5V:6.25~ 7.25V 12V:15.6 ~ 18V 24V:31.2 ~ 36V 48V:57.6 ~64.8V Protection type : Shut down o/p voltage, re-power on to recover

Operational Environment

Operating Humidity	10% ~ 95% RH non-condensing
Operating Temperature Range	-20°C to 60°C, Full load, Normal operation.
Storage Temperature Range	-40°C to 85°C
Storage Humidity	10% ~ 90% RH
Isolation Resistance	I/P-O/P, I/P-FG, O/P-FG:100M Ohms / 500V DC / 25oC / 70% RH
MTBF	200000 h

Approvals

Safety Regulations	UL508/EN62368-1/BS62368-1
Withstand Voltage	1/P-O/P:3KVAC 1/P-FG:2KVAC O/P-FG:0.5KVAC
EMC Emissions	Compliance to BS EN/EN55032 (C1SPR32), BS EN/EN61204-3 Class B, BS EN/EN61000- 3-2,-3, EAC TP TC 020, CNS13438 Class B

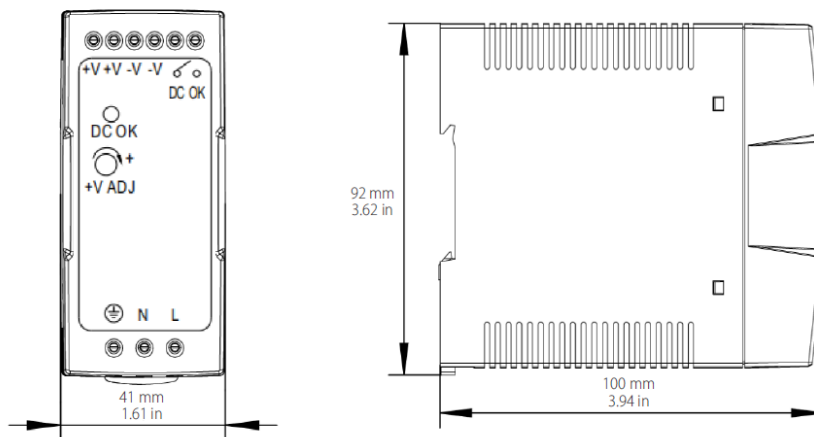
Mechanical Specifications

Housing Material	Fully Enclosed Plastic Case
Overall Dimensions	41 x 100 x 92 mm (LxWxH)
Overall Length	41mm / 1.61in
Overall Width	100mm / 3.94in
Overall Height	92mm / 3.62in
Weight	280g

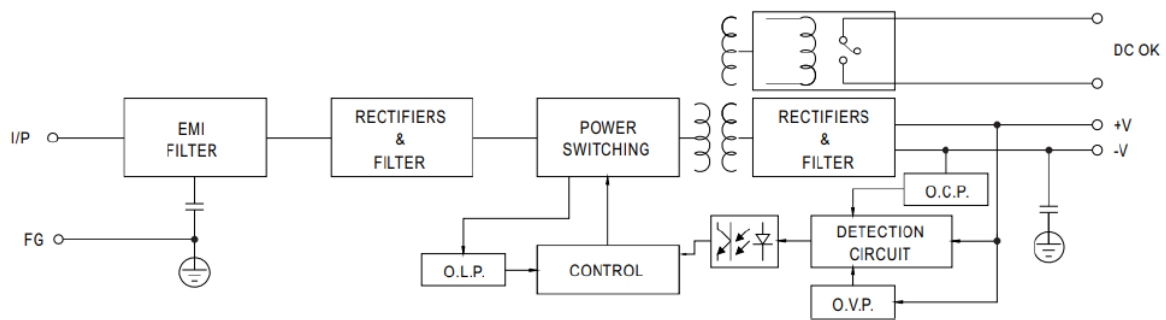
Packaging

Carton Size	54 x 24.5 x 24cm / 21.26 x 9.65 x 9.45in
Master Carton Quantities	50pcs / Carton

Mechanical Drawing



Functional Diagram

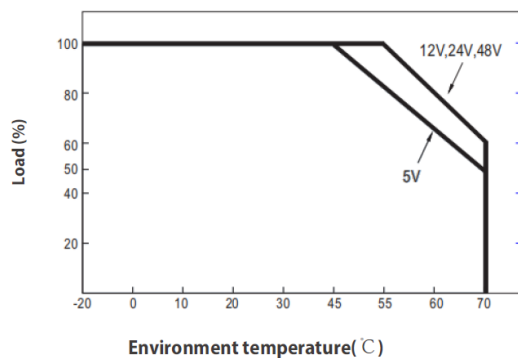


Application of DC OK Active Signal

Contact Close	PSU turns on / DC OK.
Contact Open	PSU turns off / DC Fail.
Contact Ratings (max.)	30V/1A resistive load.

Curves

Deduction Curve and Temperature



Minus Output and Input Voltage Curves

